



Enter a World of Inspiration
with Sentinel Composite Doors





CONTENTS

| | |
|--|----|
| A world of welcomes | 2 |
| Creating the perfect home is a journey | 5 |
| Open the door to endless possibilities | 7 |
| Visualise your home with your new door | 8 |
| Sentinel Composite Doors - strong, durable, elegant | 10 |
| Door styles | 12 |
| 14 elegant colours to choose from | 32 |
| Glazing options | 35 |
| Finishing touches - range of door furniture | 36 |
| Designed for security | 40 |
| Conserving energy, saving money | 43 |
| Before you choose your door, walk through ours | 44 |
| Six key considerations when choosing your door | 46 |
| The wider Senator family | 47 |
| Guarantee and maintenance | 48 |

DOOR FINDER

| | | | |
|----------------|----|-----------------|----|
| Adare | 14 | Dromoland | 24 |
| Ashford | 22 | Dromoland Solid | 25 |
| Ashford Solid | 23 | Dungarvan | 18 |
| Bunratty | 20 | Ferrycarrig | 26 |
| Bunratty Solid | 21 | Huntington | 29 |
| Cahir 1 | 22 | Johnstown | 16 |
| Cahir 2 | 23 | Killeen | 22 |
| Carnew | 28 | Lismore | 30 |
| Carra | 14 | Lismore Solid | 31 |
| Castleknock | 19 | Listowel | 19 |
| Clara | 18 | Macroom | 14 |
| Clifden | 19 | Malahide | 18 |
| Clontarf | 29 | Milltown | 29 |
| Creagh | 29 | Oranmore | 15 |
| Croom | 29 | Ormond | 28 |
| Doolin | 29 | Rockstown | 18 |
| Doonbeg | 28 | Roscrea | 12 |

A WORLD OF WELCOMES

At Senator Windows we believe your front door should say something about you. From the outside it should offer a stylish welcome to visitors, while on the inside give a sense of warmth, comfort and security.

The door you choose will set the tone of your home for many years to come, so it's worth taking the time to explore the many options and variations the Senator range of Sentinel Composite Doors offers. In this brochure you'll discover the wide choice of door styles, colours, finishes, glazing and accessories available. Take your time, enjoy comparing and exploring. You'll find great ideas, useful tips and plenty of inspiration. For further information, contact your nearest Senator dealer, you'll find them on senatorwindows.ie or by scanning the QR code below.



“

You'll find great ideas, useful tips and plenty of inspiration.

”





TOP TIPS

Expert hints and advice from award-winning architect and interior designer Denise O'Connor

Throughout this brochure, Senator's expert design consultant Denise O'Connor gives her professional insights, ideas and tips, so you'll know what to look for when choosing the ideal Sentinel Composite Doors for your home.



CREATING THE PERFECT HOME IS A JOURNEY AND WE'RE WITH YOU EVERY STEP OF THE WAY

With Senator, you're in great hands. We've been delivering quality, value, style and innovation since 1985. Senator Windows is a member of the dynamic Gowan Group, giving us the support we need to continue raising and setting standards on safety, insulation, durability and style. Our windows and doors can be seen in homes all over Ireland - from exposed coastlines, to windswept hillsides, to noisy cities. All of our composite doors carry a 15 year guarantee* and we often hear from customers whose Senator products have kept them dry, warm and cosy well beyond that.

Few people purchase windows and doors more than once or twice in a lifetime, that's why it's important to have experts on your side. Senator's nationwide network of dealers and sales representatives is there to support you on your journey, with expert advice on styling, accessories and installation.

Every house is unique and every family's needs are different. Senator representatives work hand-in-hand with the craft team at our state-of-the-art manufacturing facility in Wexford, where attention to detail and an insistence on quality raw materials ensure that your doors and windows will perform as promised, far into the future.

“
Few people purchase windows and doors more than once or twice in a lifetime, that's why it's important to have experts on your side.
”

WHAT OUR CUSTOMERS SAID...

'...Building your own home can be a stressful task so it is important to have suppliers and tradesmen who know their job and you can have every confidence in, as we had with Senator.'

Sandra Barnes and Jonathan Gammell,
Senator Windows Customers

* For 15 year guarantee information and full guarantee terms and conditions please contact your local dealer. Some exclusions apply.





OPEN THE DOOR TO ENDLESS POSSIBILITIES

Sentinel Composite Doors are available in a wide range of classical and contemporary styles, with a choice of 14 striking colours to choose from. When you add in decorative glazing options and accessories, the possibilities are endless!

Over the following pages you will see all 34 door styles available, with a selection of accessories included - whether it's glazing, handles, knockers or the threshold you step over. Knowing which elements are interchangeable will give you a chance to compare and contrast the options available for you to create your ideal door.



DENISE'S TIPS

ADVICE ON CHOOSING YOUR DOOR STYLE

From our expert design consultant,
Denise O'Connor

When it comes to choosing the style of your front door it's important that it complements the style of your home. The door choice for a period house for example will be very different to that of a newly built home. Whether you are looking for a traditional or more contemporary style, you'll have a vast range of options.

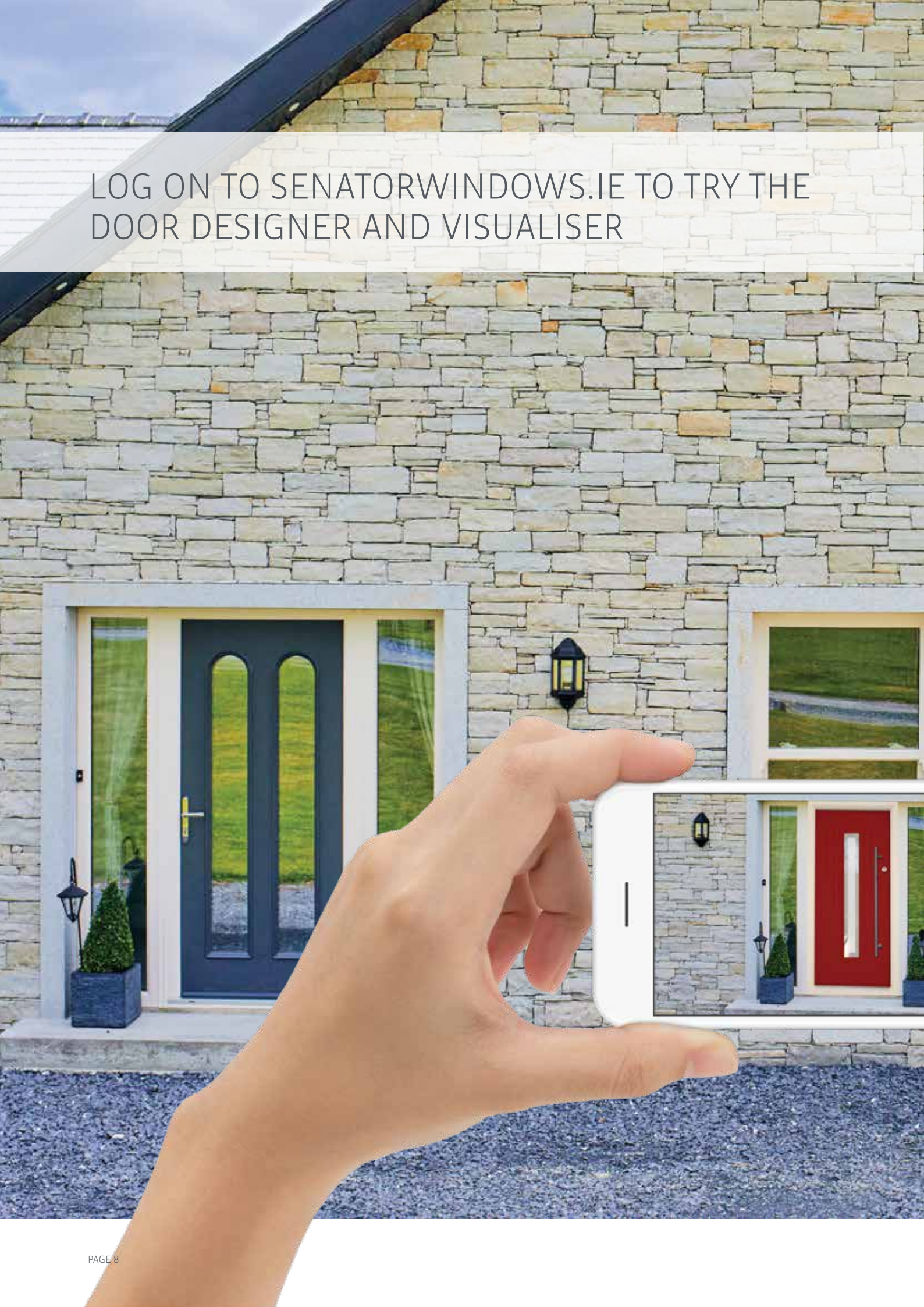
My advice would be to try to get to visit the showrooms to see the doors in reality. Bring photos of your home with you to help your sales representative guide you as to the most suitable styles available. And if you simply don't know where to start, a good idea is to walk around your area and look at homes that are similar in style to yours or that have similar external finishes. This is a great way to get some front door style ideas and a feel for what colours work well.

WHAT OUR CUSTOMERS SAID...

'Senator Windows offers a first class service, from beginning to end. Each stage of the process was handled with great care and attention...'

Julie O'Keeffe and family,
Senator Windows customers

LOG ON TO SENATORWINDOWS.IE TO TRY THE
DOOR DESIGNER AND VISUALISER





NEED HELP DECIDING? CHECK OUT THE DOOR DESIGNER AND VISUALISER

Senator's 'Door Designer and Visualiser' will help you decide which style of Sentinel Composite Front Door and frame you prefer. And, once you've decided on a door, you can then compare and contrast the 14 colour options, the glazing style, a choice of handles and letter plates - all on an image of your actual house. You can mix and match as much as you want until you find the combination you like best.

The first step is to go to the 'Door Designer' function on the Senator website where you can build the door you want from the options available. You will then be asked if you would like to visualise the door on your home. To do so, you simply upload a photograph of your home into the visualiser. When you're happy with the door and accessories, you can then make an enquiry about the exact door you want.

Please scan the QR code or visit senatorwindows.ie to try the Door Designer and Visualiser.



SENTINEL COMPOSITE DOORS

Strong, durable, elegant

Sentinel Composite Doors are the perfect combination of style and function. The materials and processes used were originally developed to create lightweight strength in aircraft and racing cars. The composition of the door differs from all others in its unique Monocoque structure. This Monocoque structure gives it a massive strength-to-weight ratio in a unique manufacturing process. The result is an uncompromising mix of style, energy-efficiency and security, thanks to advanced locking systems strong enough to deter the most determined burglar.

- A choice of inward or outward opening. All styles available as double-doors.
- The remarkable strength-to-weight ratio means minimal wear through prolonged use.
- The double-sealed construction, with its 6mm solid colour outer structure, has proven itself in the most arduous weather testing.
- Sentinel Composite Doors are tested to the highest standards to ensure they are water-resistant and draft-proof.
- The triple glazed, thermally toughened safety glass (EN 12150) is used as standard and is up to five times stronger than ordinary glass of the same thickness.
- Thermally efficient, five chamber profile and warm edge seals reduce heat loss.
- Sentinel Composite Doors have an excellent U-value rating as low as 0.78 W/m²K for the solid doors and 0.98 W/m²K for the half-glazed/half-panel doors. These U-values include the frame.
- Sentinel Composite Doors are among the most secure on the market, having passed the rigorous PAS 23/24 testing.
- Door outer-frame is fully reinforced with steel.
- Backed by a 15 year guarantee*.

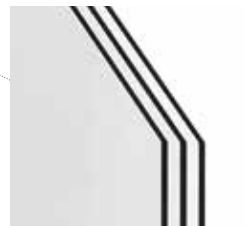
ALUMINIUM
DOOR FRAME
OPTION IS
AVAILABLE FOR
EVEN GREATER
SECURITY.



THE DIFFERENCE IS IN THE DETAIL




This low-maintenance, aesthetically pleasing door replicates the finish of a real timber door.



All doors are triple glazed as standard, with matching side lights and top lights available. All glass patterns are on the middle pane of the triple glazing to allow ease of cleaning.



Internal beading to prevent glass removal from the outside, for maximum security.



Sentinel Composite Doors come with a choice of high security locking systems. Choose from a range of attractive door furniture to provide the finishing touch to your door.



Weather bar for additional protection against wind and rain.



Low threshold and wheelchair accessible threshold options available.



Roscrea
Colour: Anthracite Grey 7016
Glass: Clear
Hardware: Satin Keepsafe Handle,
Spyhole as standard

ROSCREA

One of our most popular doors, the Roscrea, makes a stunning entrance to any home.

- Five standard glass designs are shown here, bespoke options are also available.
- Option of Keepsafe Handle, Offset Handle, Slendertech Handle, Curved Handle or Finger Pull Escutcheon.
- Letterbox and door knob option.
- Spyhole as standard.



TG91 (Blue) Satinized



TG132 (Black) Satinized



TG136 (Black) Satinized



TG143 (Black) Satinized



TG501 Patinated



Macroom

Colour: Bog Oak
Glass: TG501 Patinated
Hardware: Brushed Steel
Offset Handle and Escutcheon,
Spyhole as standard



Adare

Colour: Anthracite Grey 7016
Glass: Clear
Hardware: Brushed Steel
Slendertech Handle and Escutcheon,
Spyhole as standard



Carra

Colour: Anthracite Grey 7016
Glass: TG501 Patinated
Hardware: Brushed Steel
Curved Handle and Escutcheon,
Spyhole as standard

**MAKE A
STATEMENT WITH
DOUBLE DOORS**

Are you looking to add a grand entrance to your home? All of our Sentinel Composite Door styles are available as a double-door option.





Oranmore

Colour: Anthracite Grey 7016

Glass: Clear

Hardware: Chrome Keepsafe Handle,
Spyhole as standard



Johnstown
Colour: Blue
Glass: Clear
Hardware: Gold Keepsafe Handle

JOHNSTOWN

Offering a traditional Georgian bar effect and a choice of glass styles, the Johnstown door will work beautifully with both traditional and new build homes.

- Four standard glass designs are shown here, bespoke options are also available.
- Option of Keepsafe Handle, Offset Handle, Slendertech Handle, Curved Handle or Finger Pull Escutcheon.
- Letterbox and door knob option.
- Please note that the Georgian bar effect is part of the door so the colour of the bars will always match the door.
- Spyhole not available on this door.



TG99 with stippolyte backing



TG155 (Blue) with stippolyte backing



TG501 Patinated



TG160 (Red) Satinized



Rockstown
 Colour: Burgundy
 Glass: Clear
 Hardware: Chrome Keepsafe Handle



Malahide

Colour: Anthracite Grey 7016
 Glass: TG501 Patinated
 Hardware: Brushed Steel Offset
 Handle and Escutcheon



Clara

Colour: Blue
 Glass: TG501 Patinated
 Hardware: Brushed Steel Offset
 Handle and Escutcheon,
 Spyhole as standard



Dungarvan

Colour: Silver Grey 7155
 Glass: Clear
 Hardware: Brushed Steel Offset
 Handle and Escutcheon,
 Spyhole as standard



Listowel

Colour: Anthracite Grey 7016
 Glass: Satin
 Hardware: Chrome Keepsafe Handle,
 Spyhole as standard

There are many standard glass options available which can be found on our Door Designer and Visualiser, at senatorwindows.ie



Castleknock

Colour: Burgundy
 Glass: Clear
 Hardware: Chrome Keepsafe Handle,
 Spyhole as standard



Clifden

Colour: Anthracite Grey 7016
 Glass: TG501 Patinated
 Hardware: Brushed Steel Offset Handle and Escutcheon,
 Spyhole as standard



Bunratty

Colour: Silver Grey 7155

Glass: TG501 Patinated

Hardware: Chrome Doctors' Knocker,
Finger Pull Escutcheon and Letterbox

BUNRATTY

The Bunratty door is available in both glazed and solid options. It works well in both traditional and contemporary settings.

- Four standard glass designs are shown here, bespoke options are also available.
- Option of Keepsafe Handle or Finger Pull Escutcheon.
- Knocker, letterbox and door knob option.
- Spyhole available.



Bunratty Solid

Colour: Red
 Hardware: Chrome Keepsafe Handle,
 Doctors' Knocker and Victorian
 Round Door Knob



TG8 with stippolyte backing



TG23 with stippolyte backing



TG96 (Red) Satinized



Killeen

Colour: Green
Glass: TG64
Hardware: Gold Keepsafe
Handle and Letterbox



Ashford

Colour: Blue
Glass: TG10 Satinized
Hardware: Chrome Finger Pull
Escutcheon, Letterbox and
Traditional Urn Knocker



Cahir 1

Colour: Bog Oak
Glass: TG41
Hardware: Satin Keepsafe Handle
and Traditional Urn Knocker






Cahir 2


Colour: Green
 Glass: TG43
 Hardware: Gold Keepsafe
 Handle and Letterbox

**CREATING A
 SPECTACULAR
 ARCHED TOP
 LIGHT**

Arched top lights can enhance the look of any period style door. Working to your requirements, our team can create an arch to complement your door. Once complete, your doorway will look stylish from both inside and outside your home.



Ashford Solid
 Interior Colour: White
 Glass: Bespoke Decorative Glass
 Hardware: Chrome Keepsafe
 Handle



Ashford Solid
 Exterior Colour: Bog Oak
 Glass: Bespoke Decorative Glass
 Hardware: Chrome Keepsafe
 Handle



Dromoland

Colour: Chartwell Green

Glass: TG501 Patinated

Hardware: Satin Keepsafe Handle

DROMOLAND

The Dromoland door is simple and stylish and is available as a solid door or you can complement it with a selection of glass designs.

- Four standard glass designs are shown here, bespoke options are also available.
- Option of Keepsafe Handle, Offset Handle, Slendertech Handle, Curved Handle or Finger Pull Escutcheon.
- Letterbox and door knob option.
- Spyhole as standard on solid door. Spyhole not available on glazed door.



Dromoland Solid

Colour: Burgundy
 Hardware: Brushed Steel Offset Handle and Escutcheon,
 Spyhole as standard



TG48 with stippolyte backing



TG98 with satin backing



TG100 with stippolyte backing

Ferrycarrig

Colour: Anthracite Grey 7016

Glass: TG102

Hardware: Satin Keepsafe Handle



SHOWCASING

FERRYCARRIG

This front door features a diamond shaped glass section that comes in triple glazing as standard. It has a lot of character and can be tailored to suit your individual taste with an array of glass designs and hardware.

- Four standard glass designs are shown here, bespoke options are also available.
- Option of Keepsafe Handle, Offset Handle, Slendertech Handle, Curved Handle or Finger Pull Escutcheon.
- Letterbox and door knob option.
- Spyhole not available on this door.



ALL SENTINEL
COMPOSITE
DOORS ARE
COVERED BY
A 15 YEAR
GUARANTEE*

so you can be confident
that you're investing
in products that will
improve your home for
many years to come.



TG501 Patinated



TG8 with stippolyte backing



TG100 with stippolyte backing

Where spyholes are supplied in doors, the colour of the spyhole will be matched to the nearest colour of your chosen hardware.

To view the full range of glass types and hardware options available for each door log on to senatorwindows.ie



Doonbeg

Colour: Silver Grey 7155
Glass: Clear
Hardware: Chrome Keepsafe Handle



Carnew

Colour: Cream
Glass: Clear
Hardware: Satin Keepsafe Handle



Ormond

Colour: Agate Grey 7038
Glass: Clear
Hardware: Chrome Keepsafe Handle



Creagh

Colour: Agate Grey 7038
Glass: Clear
Hardware: Satin Keepsafe Handle



Clontarf

Colour: Chartwell Green
Glass: Clear
Hardware: Chrome Finger Pull Escutcheon



Huntington

Colour: Red
Glass: Clear
Hardware: Satin Keepsafe Handle and Letterbox



Milltown

Colour: Chartwell Green
Glass: Clear
Hardware: Chrome Finger Pull Escutcheon, Spyhole as standard



Doolin

Colour: Red
Glass: Clear
Hardware: Gold Keepsafe Handle



Croom

Colour: Silver Grey 7155
Glass: Clear
Hardware: Chrome Keepsafe Handle



Lismore
Colour: Anthracite Grey 7016
Glass: Clear
Hardware: Chrome Keepsafe Handle



TG91 (Blue) Satinized



TG157 Satinized

LISMORE

Make a statement with the Lismore solid door or choose the Lismore glazed option for maximum light flooding your entrance hallway.

- Five standard glass designs are shown here, bespoke options are also available.
- Option of Keepsafe Handle or Finger Pull Escutcheon.
- Knocker, spyhole and door knob available.
- Letterbox is not available on this door.



Lismore Solid

Colour: Silver Grey 7155

Hardware: Chrome Keepsafe Handle, Traditional Urn Knocker and Victorian Round Door Knob



TG14 with stippolyte backing



TG15 with stippolyte backing



TG16 with minster backing

14 ELEGANT COLOURS TO CHOOSE FROM

— Inside and out



Whatever the location and style of your home, there is a colour and finish to suit it – 14 colours in all. And you can mix and match, with one colour on the outside and another on the inside.


DENISE'S TIPS

ADVICE ON CHOOSING YOUR DOOR COLOUR

From our expert design consultant,
Denise O'Connor

Your choice of colour for your front door really depends on the style of your home and your own personal taste. If your taste is more traditional, my advice would be to go for the classic shades like red or green. If you're looking for a more contemporary take on traditional colours, Anthracite Grey 7016, Agate Grey 7038 or Chartwell Green are all timeless choices and will work with any style of front door, both contemporary and traditional.

A nice idea is to go with a dual colour for your door. This is where you choose one colour for the inside of the door and a different colour for the outside. I'd recommend choosing a neutral shade that matches your woodwork for the interior and a contrasting or statement colour outside. When deciding on the colour of your door frame you can either match it to the door or my preference is to match it with your windows, by contrasting the frame colour you'll make more of a feature of your front door.



Whilst every effort has been made to ensure the accuracy of the information and material contained in this brochure, the colours and finishes shown are indicative only and due to limitations in the printing process, actual colours may vary based on whether you are viewing the brochure on screen or in printed form. We would advise that the best way to experience the Senator Windows' colour range is to visit one of our showrooms. If you are not in a position to attend our showrooms, please contact one of our sales advisors and they will arrange an appointment with you to discuss the Senator Windows' colour options at a time and location suitable to you. Whilst every effort is made to keep Senator Windows' brochures, website and publicity materials up-to-date, sometimes changes are made for technical or other reasons. We therefore reserve the right, at our sole discretion, to change, modify or alter our products and information at any time as new techniques, materials and systems dictate. We will endeavour to give prior notice, but this may not always be possible. The images and data shown in this brochure are for illustration purposes only and are not binding in detail, colour or specification. Participants received a payment for their time in contributing to this brochure.



DENISE'S TIPS

ADVICE ON CHOOSING YOUR GLAZING

From our expert design consultant,
Denise O'Connor

If you are going with a glazing in your door there is a range of options to choose from. Textured or patterned glass is typically suited to more traditional door styles. Whereas clear or frosted glass will work well with both contemporary and traditional doors.

Clear glass is the ideal solution if you are trying to get as much light into your hallway as possible. If privacy is an issue but you don't want to compromise on light, consider going with a frosted or satin glazed panel with a clear glass border.

GLAZING OPTIONS

Welcoming light into your home

Standard glass options

This brochure contains just a sample of the wide range of standard glass options on offer for Sentinel Composite Doors. You'll find the full range of glass types available for each door style on senatorwindows.ie. Just log on to the website and look for "Door Designer", then follow the simple steps. You can upload a photograph of your home, select and position the glass options on your choice of door, then paste it onto your home to see which combination looks best in situ.

Side lights and fan lights

Sentinel Composite Doors can be supplied complete with side lights and fan lights to enhance the overall appearance of your home. Side lights and fan lights will be glazed with triple glazed units if there is glass in the door. If the Sentinel door is a solid design, the side lights and fan lights will be double glazed unless otherwise specified.

Obscure Glass

Available in a variety of attractive patterns, obscure backing glass gives you both privacy and beauty while still allowing light into your home.

BESPOKE DECORATIVE GLASS

We offer a range of decorative glass options including bevelled effects, that can enhance the appearance of your Senator installations. If you have something specific in mind or an original design of your own, just let us know.



Satin



Autumn



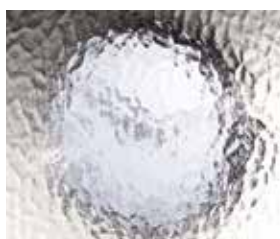
Cotswold



Everglade



Flemish



Minster



Taffeta



Stippolyte

FINISHING TOUCHES

Personal taste, bespoke finish

Sentinel handles, knockers and accessories are all stylish, ergonomic and highly durable. Take a look at the range of choices and see which fits best with the mood and tone of your door. The journey to the perfect welcome is almost complete.



Keepsafe Handle



Doctors' Knocker



Traditional Urn Knocker without spyhole



Traditional Urn Knocker with spyhole



Victorian Urn Knocker without spyhole



Victorian Urn Knocker with spyhole



Victorian Round Door Knob



Centre Door Knob



Octagonal Centre Door Knob

White

Satin

Chrome

Gold

Black

RANGE OF DOOR FURNITURE



Offset Handle



Curved Handle



Slendertech Handle



Numerals



Finger Pull Escutcheon



Round Escutcheon



Thumbturn



Letterbox

| FURNITURE | WHITE | SATIN | CHROME | GOLD | BLACK | BRUSHED STEEL | NICKEL |
|--------------------------------------|-------|-------|--------|------|-------|---------------|--------|
| KEEPSAFE HANDLE | ✓ | ✓ | ✓ | ✓ | ✓ | | |
| TRADITIONAL URN KNOCKER | ✓ | ✓ | ✓ | ✓ | ✓ | | |
| VICTORIAN URN KNOCKER | ✓ | ✓ | ✓ | ✓ | ✓ | | |
| DOCTORS' KNOCKER | | | ✓ | ✓ | | | |
| VICTORIAN ROUND DOOR KNOB | | | ✓ | | | | |
| CENTRE DOOR KNOB | | | | ✓ | | | |
| OCTAGONAL CENTRE DOOR KNOB | | | ✓ | ✓ | | | |
| LETTERBOX | ✓ | ✓ | ✓ | ✓ | ✓ | | |
| OFFSET, SLENDETECH AND CURVED HANDLE | | | | | | ✓ | |
| ROUND ESCUTCHEON | | | | | | ✓ | |
| FINGER PULL ESCUTCHEON | | | ✓ | ✓ | | ✓ | |
| THUMBTURN | | | | ✓ | | | ✓ |
| NUMERALS | | | ✓ | ✓ | ✓ | | |





PERSONAL TASTE, BESPOKE FINISH

DENISE'S TIPS

ADVICE ON CHOOSING YOUR HARDWARE

From our expert design consultant,

Denise O'Connor

Your choice of hardware has a big part to play in the finished look of your door. Handles, hinges and other accessories provide the finishing touches so take time to consider these details. You will have a range of finishes to choose from like chrome and brushed steel amongst others. The Keepsafe Handle comes in black, white, satin, chrome and gold for example. When choosing finishes think about the other finishes in your home like internal door handles and switches and sockets. If these are all chrome for example, chrome or satin hardware will work well.

But don't forget about the practicalities, for example it's a good idea to go for an internal thumbturn locking mechanism instead of a key on the internal side of your door. A thumb turn will allow you to easily open and lock the door from the inside without having to find a key or leave the key in the lock. Do bear in mind, however, that this kind of lock is easier for small children to open. If this is a concern, a traditional key lock internally may be a better option. Speak to your sales representative about the hardware and features available and be upfront about your specific needs and requirements. Take time to test out handles so that you are happy with how they feel in your hand and that you find them easy to operate. The style you choose should complement your door choice and fit with the style of your home.

DESIGNED FOR SECURITY

Your home is your castle. You want to be sure that you, your family and your treasured possessions are kept safe from intruders. The frames and hardware you choose for your doors and windows will make a big difference to your security, without compromising the style of your home. At Senator Windows, we take security very seriously. We use only the highest quality, secure locking mechanisms on all of our products.

Keepsafe Handle

Sentinel Composite Front Doors have Keepsafe Handles fitted as standard. The enhanced security Keepsafe Handle provides protection against the latest methods of forced entry used by criminals, and it complies with enhanced security performance standards. The Keepsafe Handle range protects your home against 4 common types of attack:

Handle Snapping - Steel reinforcement technology within the backplate provides resistance to 'jemmying' while the chamfered backplate shoulders provide anti-grip protection.

Cylinder Snapping - An integrated cylinder guard, visible within the raised backplate design, encases the cylinder to protect it from attack.

Cylinder De-plugging - An integral anti-plug disc, captive within the backplate, locates directly over the cylinder face to shield it from attack.

Cylinder Drilling - An anti-drill disc spins if attacked with a drill, preventing the drill bit from penetrating the cylinder.

With a Senator door installed in your home, you can rest assured that you and your belongings are safe because all our doors are secure and come with a 15 year guarantee*.

DENISE'S TIPS

ADVICE ON CHOOSING SECURITY FEATURES

From our expert design consultant,
Denise O'Connor

When thinking about security features your first consideration should be your choice of door handle. This will have an impact on how secure your door is. A handle like the Keepsafe Handle with steel reinforcement, for example, will provide 'jemmy resistance'. This will stop a burglar from being able to snap the door handle, making it more difficult for them to gain entry. Locking mechanisms are the next feature to consider. Different locking mechanisms are available depending on the handle you choose so speak to your sales representative about the different security options available.




BUILT FOR PEACE OF MIND

When you see a home fitted with Senator Doors, the first thing you notice is the homeowner's choice of style, colour and finish. But there's also a range of optional features beneath that sleek, elegant surface. You simply choose the combination of features that looks and functions best for your home.



SAFE T CATCH

The Senator Windows Safe T Catch is available with the Keepsafe Handle and is the ultimate in security against uninvited guests. The rigid bar within the Safe T Catch is much stronger than a chain so it puts up greater resistance against forced entry. It's also visually more attractive as, unlike a chain, it remains hidden from view until used.



THUMBTURN LOCKING

Senator's thumbturn option allows you to lock your door securely from the inside, without a key. You still enjoy all the safety and security advantages of your Sentinel Door, with the added benefit of being able to get out easily, without having to look for your key.





CONSERVING ENERGY, SAVING MONEY

At Senator Windows we're working very hard to bring you the most energy efficient products, for the sake of the environment, your comfort and your wallet. And heat loss isn't just through the glass, every component, from hardware to frames and the structure of the door, can play its part.

Energy performance for doors is measured in U-values. A 'U-value' indicates the level of thermal transmittance, or heat loss, you can expect from your windows and doors. It's measured in W/m^2K , or watts per metre squared Kelvin and, put simply, the lower the U-value, the better your home is insulated. Our Sentinel Composite Doors have excellent U-value ratings, as low as $0.78 W/m^2K$ for the solid doors and $0.98 W/m^2K$ for the half-glazed/half-panel doors. These U-values include the frame.



BEFORE YOU CHOOSE YOUR DOOR, WALK THROUGH OURS!

The best way to experience the Senator Windows' Composite Door range is to visit one of our showrooms. It's an opportunity to see doors, handles and knockers first hand, to experience their movement and feel the texture of their finishes. Senator's sales advisors will happily go through the colour options and bespoke glass designs available, such as the one shown here with the Ashford Solid door.

Please scan the QR code or visit senatorwindows.ie to find your nearest Senator showroom.





Ashford Solid

Colour: Red

Glass: Bespoke Decorative Glass

Hardware: Chrome Keepsafe Handle, Doctors' Knocker and Octagonal Centre Door Knob

SIX KEY CONSIDERATIONS WHEN CHOOSING YOUR SENTINEL COMPOSITE DOOR

1. Be inspired by the experts

Your sales representative will support you all through the process, offering expert guidance and advice, as you select the perfect door and accessories for your home. Our representatives have seen many homes and many doors installed, so they have a wealth of experience to help guide your choices.

2. What handles and locking system to choose

All of our doors offer high security, multi-point locking mechanisms but which one will work best for you? Your choice of locking mechanism will depend on the type of handle you choose. For example, if you want a slam lock that operates as soon as the door closes, you would choose the Offset Handle, Curved Handle, Slendertech Handle or Finger Pull Escutcheon. The 'Safe T Catch' feature is only available with the Keepsafe Handle and a GU locking mechanism.

Please note that not all hardware will be available on all door styles. Your sales representative will guide you through your options.

3. What threshold will work best for you

Your choice of threshold will depend on access requirements, functionality and the aesthetics you want to achieve. Your sales representative will advise you on the various threshold options available.

4. Minimum and maximum single door sizes apply

Maximum size: 1008mm Wide
2193mm High (Welded All Round)
2164mm High (Flat Threshold)

Minimum size: 880mm Wide
1953mm High (Welded All Round)
1924mm High (Flat Threshold)

5. Glazing

How much natural light you want in your hallway and your feelings towards privacy will affect your choices when it comes to glazing. Your sales representative will be able to discuss your options. Please note that minimum glass widths apply to sidelights.

6. Changing the layout

Another thing to bear in mind is, when you are replacing your door, it's a good time to go back to the drawing board and consider how your current layout is working for you. For example, would your door function better for your home if it opened a different way than it currently does? What if you could create a wider door opening to facilitate access for people with disabilities? Or to allow room for large items of furniture? Or, does your current door have two small sidelights either side of your door and your home would benefit from changing this to one large sidelight to the left or right?



SENTINEL COMPOSITE DOORS - PART OF THE WIDER SENATOR FAMILY

In addition to Sentinel Composite Doors, Senator offers ranges of doors and windows in uPVC and Aluminium, which come in a variety of designs, styles and combinations. Whether you're refurbishing, extending or building from scratch, experts from Senator Windows' nationwide network of dealers will visit you on site, and help you choose the ideal doors, windows, accessories and fittings for your home. To find out more about Senator Windows and Doors, and to locate your nearest Senator Dealer, visit senatorwindows.ie - worth looking into, for windows you'll be looking out of for many years to come.

GUARANTEE AND MAINTENANCE

Here at Senator Windows, all of our products are manufactured to the highest quality standards. All uPVC and Aluminium windows and doors made by Senator are covered by a 15 year guarantee so you can be confident that you're investing in products that will improve your home for many years to come. For further information and full guarantee terms and conditions please contact your local dealer. Some exclusions apply.

Once you have invested in your windows and doors you want to keep them in premium condition for years to come. To get the best from your windows and doors and to ensure that your guarantee is adhered to, we advise you to follow our maintenance guidelines.

Please scan the QR code or visit senatorwindows.ie to view our product maintenance guidelines.





Johnstown

Colour: Blue

Glass: Clear

Hardware: Gold Keepsafe Handle.

Anthony and Eadaoin Roche and family,
Senator Windows customers



Roscrea
Colour: Anthracite Grey 7016
Glass: Clear
Hardware: Satin Keepsafe Handle,
Spyhole as standard



Senator Windows Ltd.
Seaview Industrial Estate
Wexford Y35 KX61
T: 053 9155300
E: info@senatorwindows.ie
To locate your nearest Senator showroom,
visit senatorwindows.ie.

